



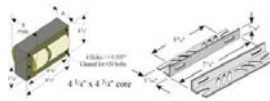
Commercial Products & Solutions

 [SITE SEARCH](#)
[HOME](#)[PRODUCTS](#)[EDUCATION / RESOURCES](#)[LIGHTING APPLICATIONS](#)
[Where to Buy](#) | [FAQs](#) | [Contact Us](#) | [EliteNet](#)
[Products](#) > 87215**87215 – GES400ML5AC4-5**

GE HID Distributor Replacement Kit Magnetic Core & Coil Ballast



- Magnetic ballast construction ideal for a wide variety of lighting applications.
- Precision-wound coils, ensuring even heat dissipation and the highest electrical integrity.
- Distributor replacement kit contains the appropriate core & coil with color coded leads, a properly rated capacitor and ignitor (if required) and all other components required for ballast replacement
- Multi-5 ballast (120, 208, 240, 277, or 480 Volt) featuring a 480-Volt tap.



Package

[View Larger](#)**GENERAL CHARACTERISTICS**

Application	1- 400w S51 Multi-5 in smaller standard frame
Category	High Intensity Discharge
Ballast Type	Magnetic - Core & Coil
Type	Replacement kit
Line Voltage Regulation (+/-)	10 %
Ballast Factor	Normal
Circuit Type	CWA
Insulation Class	180C
Enclosure Type	None
Type of Capacitor	Oil filled
Capacitance	55 μ F
Voltage (MIN)	240
Capacitor Temperature Rating	100 °C (212 °F)
Diameter	1.8 in (44.4 mm)
Distance to Lamp (MAX)	10 ft

ELECTRICAL CHARACTERISTICS

Supply Current	60 Hz
Frequency	

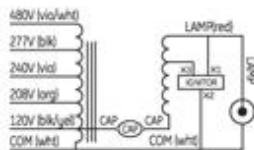
PRODUCT INFORMATION

Product Code	87215
Description	GES400ML5AC4-5
Standard Package	Master
Standard Package Quantity	3
Sales Unit	Distributor Kit
No Of Items Per Sales Unit	1

DIMENSIONS

Case dimensions			
Length (L)		4.8 in (120.65 mm)	
Width (W)		4.3 in (107.95 mm)	
Mounting dimensions			
Bracket Length (BL)		7.3 in (184.15 mm)	
Mount Length (M)		4.4 in (111.12 mm)	
Mount Width (X or F)		3.9 in (98.42 mm)	
Mount Slots (MS)		0.2 in (4.95 mm)	
Weight		15 lbs	
Exit Type		Side	
Nominal Length		4.2 in (107.95 mm)	
Frame size (H x L)		4 1/4 in x 4 3/4 in	
Lead lengths			
	Qty	Exit	Length (\pm 1 in.)
Black	1		12.0 in (305 mm)
Black/Yellow	1		12.0 in (305 mm)
Orange	1		12.0 in (305 mm)
Red	1		12.0 in (305 mm)
Violet	1		12.0 in (305 mm)
Violet/White	1		12.0 in (305 mm)
Yellow	2		12.0 in (305 mm)

No Of Items Per Standard Package	3
UPC	043168872157



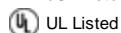
[View Larger](#)

SPECIFICATIONS BY LAMP & LINE VOLTAGE

Lamp	# of Lamps	Specifications by Line Voltage					
		120	208	240	277	480	
S51 (400 W High Pressure Sodium)	1	System Wattage (W)	472	472	472	472	472
		Nominal Current	4.00 A	2.20 A	2.00 A	1.70 A	1.00 A
		Ballast Factor	1	1	1	1	1
		Ballast Efficiency	0.847	0.847	0.847	0.847	0.847
		Max Input Current	4.00 A	2.20 A	2.00 A	1.70 A	1.00 A
		Starting Current	2.87 A	1.66 A	1.44 A	1.25 A	0.72 A
		Open Circuit Voltage	191 V	191 V	191 V	191 V	191 V
		Drop Out Voltage	85 V	145 V	170 V	195 V	340 V
		Power factor (>=) %	90	90	90	90	90
		Min. starting temperature	-40 °F (-40 °C)	-40 °F (-40 °C)	-40 °F (-40 °C)	-40 °F (-40 °C)	-40 °F (-40 °C)
		Fuse rating	15	8	8	5	5
		UL bench top rise	C	C	C	C	C
				System specs	System specs	System specs	System specs

Safety & Performance

cUL Listed



[See list of cautions & warnings.](#)

NOTES

- Kit contains the appropriate core & coil with color coded leads, a properly rated capacitor and ignitor (if required) and all other components required for ballast replacement

WARRANTY INFORMATION

GE Lighting warrants to the purchaser that each ballast will be free from defects in material or workmanship for period as defined in the attached documents from the date of manufacture when properly installed and under normal conditions of use.

[Download full warranty](#)

ADDITIONAL RESOURCES

[Catalogs](#)

[Testimonials](#)

Brochures

Application/Segment Brochures

- [HID Ballast Application Guide.pdf](#)

[Disposal Policies & Recycling Information](#)

[Return To Top](#)

Photos are representational only. Sizes, shapes and labels of ballast may vary.